



 **CRESTRON**

**HOME  
TECHNOLOGY  
AWARDS**

**NORTH AMERICA  
2018 / 2019**

**Winners**

---

## Welcome to the Crestron Home Technology Awards 2018 for North America

At Crestron, we strive to simplify and enhance the lives of millions of people every day around the world. Our company's success relies on the professionalism and expertise of all our partners, and we are proud to highlight this work every year.

From a "virtual fish tank," to integration of a fingerprint door entry solution, to the transformation of three commercial condos in disrepair into one massive state-of-the-art showroom, this year's winning entries demonstrate inspiring versatility, complexity, and creativity. These underscore the sheer breadth and depth of our partners' Crestron expertise.

Every year the quality, size, and scope of the projects surpasses those of the previous year. This makes the task of choosing the winners a great pleasure – and ever more challenging. I extend my sincere gratitude to everyone who entered. If you didn't make it to the winner's circle this year, please do enter for the awards next year.

Congratulations and kudos to our winners!



– John Clancy  
VP, Residential

These awards celebrate the engineering brilliance, innovative minds, and hard work of our integrators, consultants, and programmers in projects featuring Crestron solutions throughout the U.S. and Canada.



## Table of Contents

2	<b>Best Design Meets Technology</b> Avaton	26	<b>Best GUI</b> Digital Automation
6	<b>Most Unique Application</b> The Source Home Theater	30	<b>Best User Experience</b> Audio Images
10	<b>Best Integration Utilizing Crestron Partners</b> Restrepo Innovations	34	<b>Best Shading Application</b> Liaison Home Automation
	<hr/>	38	<b>Best Lighting Application</b> Dominion Design & Integration
18	<b>Best Showroom/Demo Space</b> Quality Audio Video	42	<b>Ultimate Multi-Dwelling Unit</b> SmartTouchUSA
22	<b>Best Incorporation of the Crestron Pyng® OS</b> Lunar AV	46	<b>Ultimate Crestron Home</b> AHT Global





**Awards Category:**  
Best Design Meets Technology  
**Company Name:**  
Avaton  
**Name of project:**  
Watersedge  
**Region of Project:**  
Mississauga, Ontario

## Digital Backsplash Brings Ingenuity to Ontario Home

With the homeowner's busy schedule, it was impossible to maintain a fish tank. With hopes of finding an innovative solution, the homeowner reached out to Rob Jajo, Project Manager at Avaton, and his team. Rob proposed the idea of incorporating a video wall that could be used to watch TV and double as a virtual fish tank when not in use. "With a larger Crestron system already installed in the home, we knew utilizing DigitalMedia technology to power the video wall was our best option," said Rob.

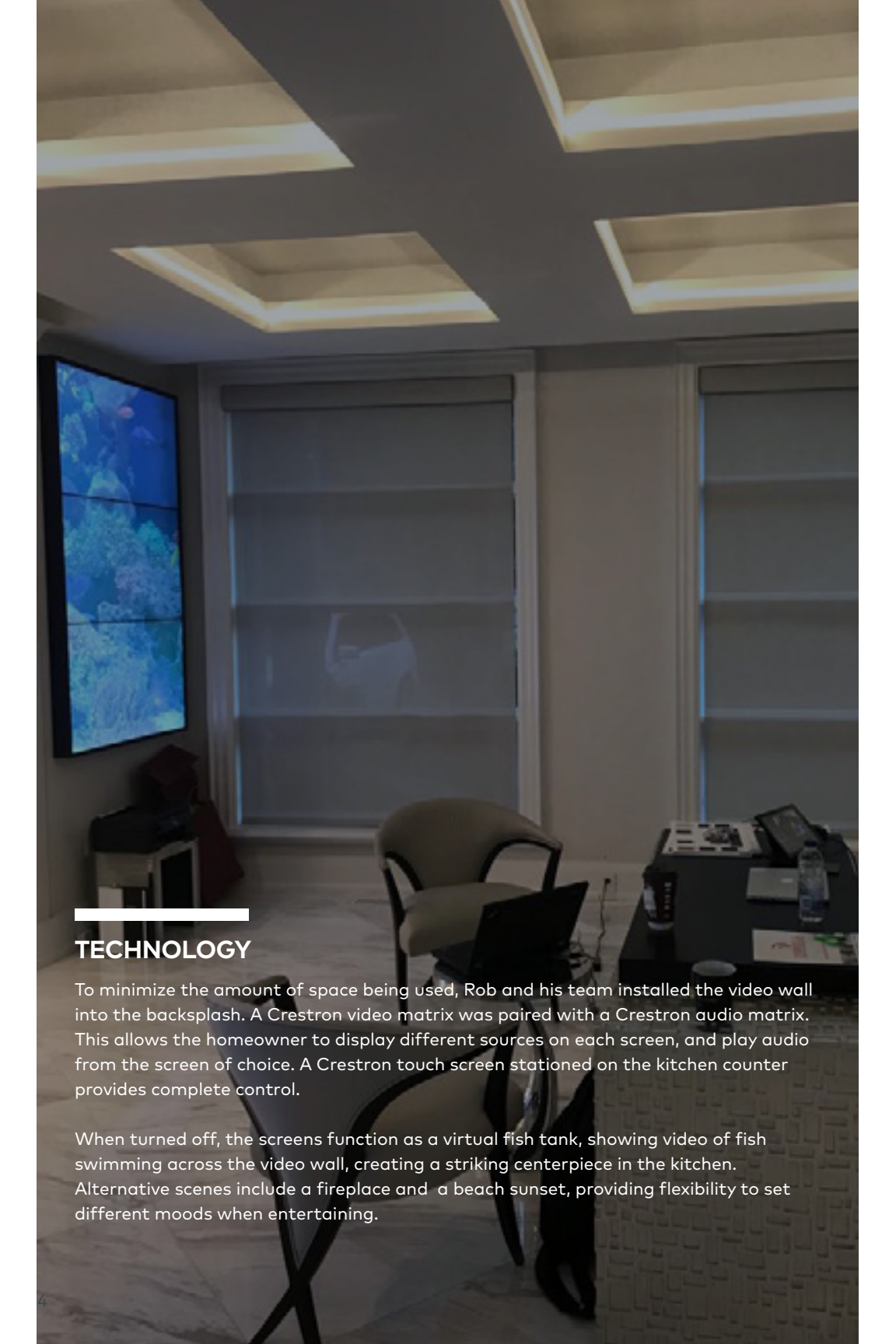
### The challenge

An Ontario homeowner wanted a no-maintenance "fish tank" in their kitchen that wouldn't take up functional space.

### The solution

Design and install a digital backsplash video wall with multiple displays and inputs that functions as a virtual fish tank when not in use.





---

## TECHNOLOGY

To minimize the amount of space being used, Rob and his team installed the video wall into the backsplash. A Crestron video matrix was paired with a Crestron audio matrix. This allows the homeowner to display different sources on each screen, and play audio from the screen of choice. A Crestron touch screen stationed on the kitchen counter provides complete control.

When turned off, the screens function as a virtual fish tank, showing video of fish swimming across the video wall, creating a striking centerpiece in the kitchen. Alternative scenes include a fireplace and a beach sunset, providing flexibility to set different moods when entertaining.



## RESULTS

The innovative video walls deliver "wow" factor that immediately draws in guests, while not occupying functional space. Additionally, it's easy-to-use and multi-functional, with the ability to show feeds from surveillance cameras around the property, the news, and even cartoons – something for everyone in the home.

The kitchen project was such a hit with the homeowner that two more video walls were installed in the home office, providing the homeowner with the same functionality as in the kitchen, but on a larger scale.









**Awards Category:**  
Most Unique Application  
**Company Name:**  
The Source Home Theater  
**Name of project:**  
Rumson Home  
**Region of Project:**  
Rumson, NJ

## Crestron Control in NYC Home Recreated for Second Home in the Suburbs

With a Crestron system serving as the technology backbone of their New York City home, the homeowners were already familiar with premier home automation.

When purchasing their new home in New Jersey, they knew the smart home solution would need to be designed differently, but have the same focus on enhancing the family's day-to-day lives (including in the owner's private "man cave") and deliver a user experience consistent with their NYC home.

### The challenge

Base the design of a new Crestron smart home solution for a family's suburban New Jersey home on an existing Crestron system in their New York City home.



### The solution

Old Bridge, NJ based integrator The Source Home Theater used Crestron Pynq® software to deliver a complete, scalable whole home solution that brings together the full universe of best-in-class Crestron products, while providing the familiar user experience of their NYC home.



## TECHNOLOGY

With Crestron Pyng, the homeowners enjoy a smart home operating system that's robust, yet easy to manage. Life is fast-paced with a young family, so the technology must be very accessible and easy-to-use. With Crestron, every member of the family can effortlessly control everything in the home using TSW touch screens and handheld remotes. Additionally, Crestron Shading Solutions are integrated throughout the home to help manage natural light and temperature, enhance energy efficiency, and enhance the décor.

The basement man cave epitomizes Crestron customization. To ensure privacy, entry is granted via a code on the Yale digital door lock only. Occupancy sensors trigger the lights to turn on, as well as the projector, three TVs, and the golf simulator. Everything is ready to go for his enjoyment, with no effort required. Best of all is when the golf simulator is in Party Mode and the owner scores a hole-in-one, a message flashes telling all of his guests to watch out for him, he's taking the lead.

### **Crestron Pyng® Control Hub** PYNG-HUB

Provides the hardware interface between the Crestron Pyng App and all the devices in the system. (Works with Crestron Pyng OS 1 only.) It also enables control using Crestron touch screens and keypads.



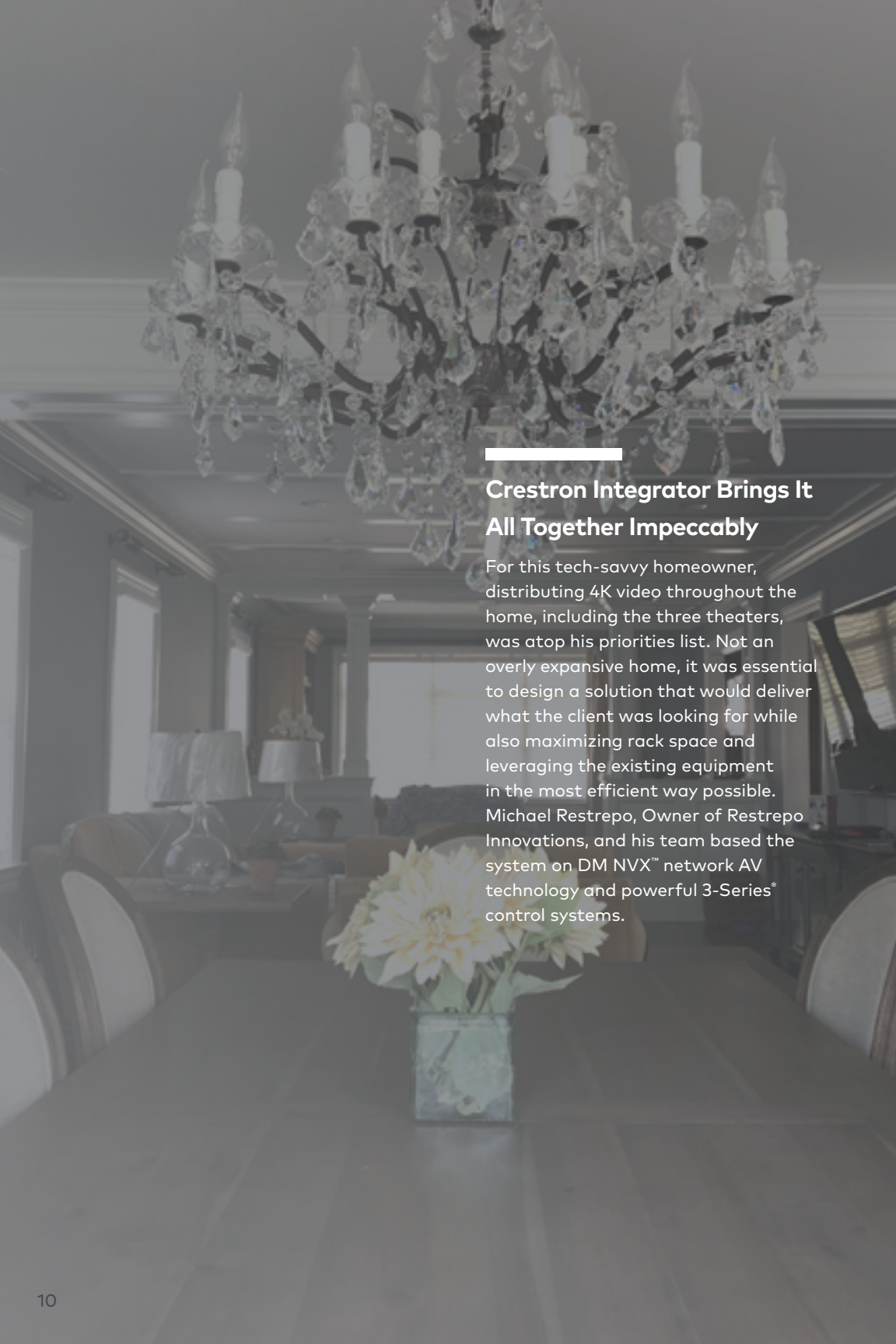
## RESULTS

Thanks to the talents of The Source Home Theater and the flexibility of Crestron Pyng technology, the homeowners received exactly what they wanted: a uniquely tailored, yet familiar, system that perfectly suits their active lifestyle and accentuates the beautiful aesthetic of the home.



### 10.1" Touch Screen TSW-1060-W-S

The space-saving TSW-760 tabletop touch screen boasts a clean, contemporary appearance with edge-to-edge glass, stunning high resolution graphics, and backlit capacitive buttons.



---

## Crestron Integrator Brings It All Together Impeccably

For this tech-savvy homeowner, distributing 4K video throughout the home, including the three theaters, was atop his priorities list. Not an overly expansive home, it was essential to design a solution that would deliver what the client was looking for while also maximizing rack space and leveraging the existing equipment in the most efficient way possible. Michael Restrepo, Owner of Restrepo Innovations, and his team based the system on DM NVX™ network AV technology and powerful 3-Series® control systems.



**Awards Category:**  
Best Integration Using  
Crestron Partners  
**Company Name:**  
Restrepo Innovations  
**Name of project:**  
The Colonial  
**Region of Project:**  
Maplewood, New Jersey

## The challenge

A New Jersey homeowner wanted to upgrade their existing Crestron system to distribute 4K video throughout the home and integrate seamlessly with the existing Ring® doorbell system.

## The solution

Design and deploy a complete Crestron smart home solution that: adds 4K distribution; integrates control of HVAC, lighting, and shading; and takes advantage of products from Crestron partner AlltecPro to integrate the existing Ring doorbell system.





---

## TECHNOLOGY

The Restrepo team built the project from the ground up, prewiring the entire home beyond the original specs in anticipation of project expansion if the client's needs changed. More than 20 DM NVX units were deployed in the double-rack setup and throughout the four floors for 4K video distribution. Crestron 3-Series control systems were used to integrate AV, lighting, shading, climate, and the Ring system on one platform. Crestron touch screens and remotes were placed throughout the home, including in the gym, viewing areas, theaters, office, and bedrooms. They provide an intuitive interface so the homeowner can control everything easier and faster than ever before.

To seamlessly integrate the Ring system, the Restrepo team turned to AlltecPro and their AVLinkPro unit.

"With the AVLinkPro, we were able to give the client access to the Ring system directly through the Crestron app on his phone and via the touch screens throughout the home," says Restrepo.

---

## RESULTS

"There's something really special about my home," says the homeowner. "The attention to detail and quality of the technology are truly impeccable." Thanks to Crestron technology and the team at Restrepo Innovations, the client's expectations were exceeded with a future-proof solution that can evolve as their needs change.



### **Handheld Remote**

HR-150-B

Provides a rugged and cost-effective RF handheld remote with 50 backlit buttons. Eight of the buttons are user-assignable.

---

## "Access Granted" with ekey and Crestron Technology

ekey biometric systems, Europe's number one provider of fingerprint access solutions, approached Apostolos Mavrothalassitis, System Designer and Developer for IT & AV Development Ltd., to create a new driver that would turn Crestron into a network capable fingerprint access control system and provide homeowners with an innovative way of entering and securing their home.







**Awards Category:**

Best Integration Using  
Crestron Partners

**Company Name:**

IT & AV Development Ltd.  
and ekey biometric systems

**Name of project:**

eKey / Crestron Integration

**Region of Project:**

Tampa Florida

## The challenge

Integrate an ekey fingerprint door entry solution with an existing Crestron smart home system, without having to add additional ekey components.

## The solution

Create a new software driver that enables easy integration of ekey fingerprint scanners with Crestron control systems, providing the homeowner with convenient one-touch door entry and management of their alarm system.





---

## TECHNOLOGY

The integrated solution features a Crestron control system connected directly to one or more ekey finger scanners via a RS485 communication port. System information is synchronized automatically across all connected scanners without any user intervention. The system alerts the homeowner through pop-ups when anyone enters the home, and maintains an entry log for additional security. It can function not only as a one-time setup for the client, but also for other everyday uses such as authorizing a cleaning service visit or a friend stopping by to water plants while the homeowner is away.

---

## RESULTS

With the help of AV & IT Development Ltd., ekey now works seamlessly within a Crestron ecosystem. The innovative solution can be used as a standalone system or integrated into a larger Crestron project. It enables system integrators, with no additional skills required, to provide clients with a new level of convenience, confidence, and flexibility in home access and security. They can easily authorize access, create access schedules, and customize functions for each person in the home.



## Showing Off Made Easy

For their new showroom, Colorado-based integrator Quality Audio Video (QAV) wanted a space that would enhance its sales and operations capabilities. They purchased three commercial condos with an attached warehouse and upper mezzanine and transformed them into one large open space.

It was a huge undertaking, given their poor condition. QAV completely remodeled the space to create a beautiful showroom, with no detail overlooked.



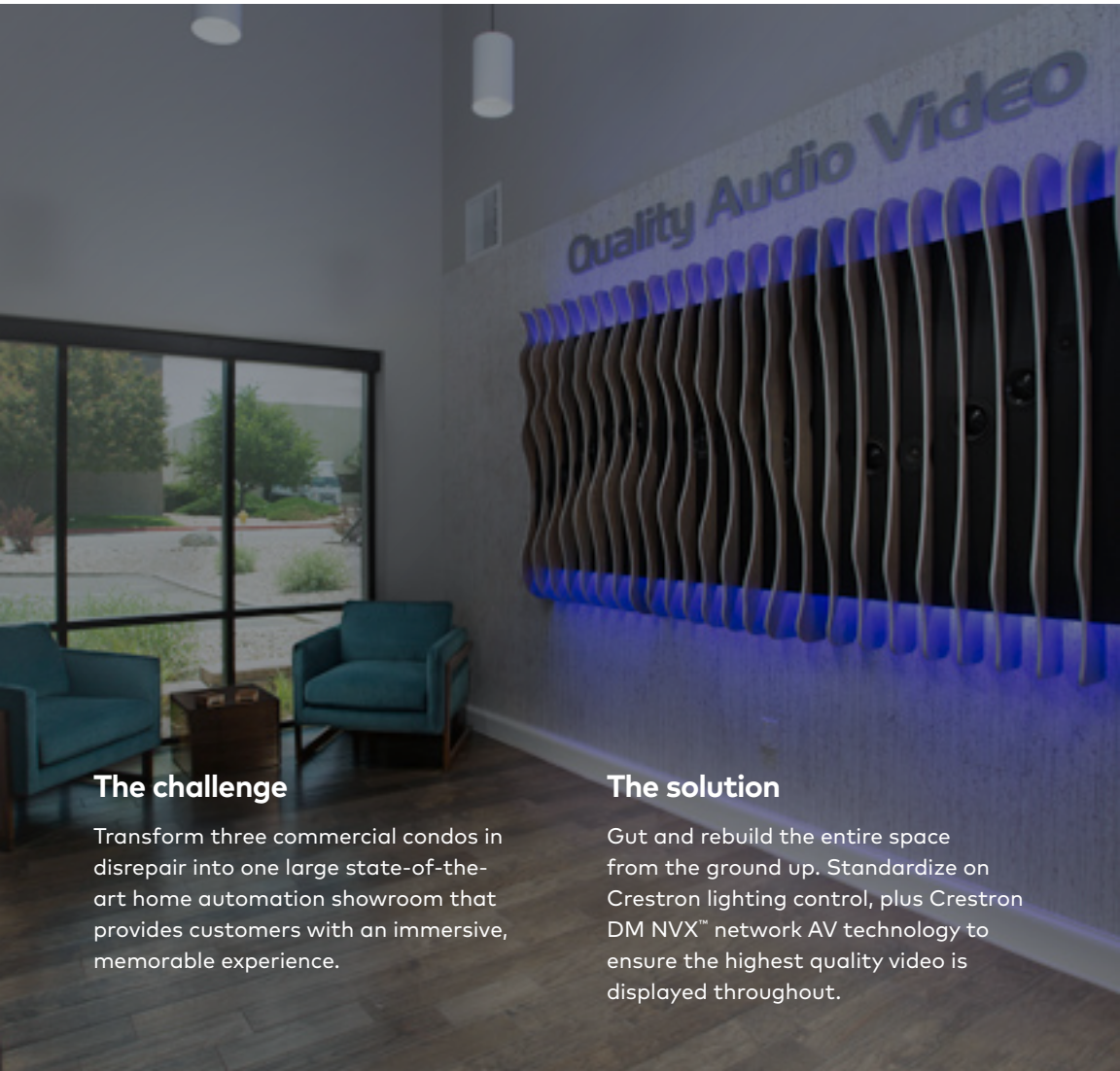


**Awards Category:**  
Best Showroom/Demo Space

**Company Name:**  
Quality Audio Video

**Name of project:**  
QAV Showroom

**Region of Project:**  
Centennial, CO



### **The challenge**

Transform three commercial condos in disrepair into one large state-of-the-art home automation showroom that provides customers with an immersive, memorable experience.

### **The solution**

Gut and rebuild the entire space from the ground up. Standardize on Crestron lighting control, plus Crestron DM NVX™ network AV technology to ensure the highest quality video is displayed throughout.





### **Handheld Touch Screen Remote**

HR-310 & TSR-310

The amazing HR-310 and TSR-310 combine all the best elements of our previous generation with even more advanced functionality and superb ergonomic design, incredible button feel, voice control, custom engravable buttons, profile settings, and much more.



## Beautiful North Jersey Home Gets Smart Upgrade

With Crestron Pyng, Lunar AV was able to provide the owners of this beautiful northern New Jersey home with a sophisticated, easy-to-use solution that enables them to efficiently control everything.

"Our client had very specific needs," says Patrick Lucariello, Technology Consultant for Lunar AV. "They wanted a solution that could not only distribute audio and video throughout the home, but also provide them with one-touch control of their security system, climate control, lighting, shades, and more."





**Awards Category:**

Best Incorporation of the Crestron Pyng OS

**Company Name:**

Lunar AV

**Name of project:**

Dines Residence

**Region of Project:**


Englewood Cliffs, New Jersey

## The challenge

Provide a technologically advanced smart home system that controls everything: audio, video, lighting, security, shades, and more.

## The solution

Use the Crestron Pyng operating system to set up and deploy a complete whole home automation system, with a customized user interface the client will love.



“For the homeowners, having the ability to control the entire home via their mobile devices and touch screens was imperative,” says Patrick.



## TECHNOLOGY


For Lunar AV, it all started with the design and documentation. Hundred of hours were spent creating floor plans, schematics, and wire schedules to ensure all aspects of the system were to the client's specifications. Crestron Pyng was used for the lighting, shades, and climate control to ensure that those systems were operational prior to delivering the AV racks. This played a big part in the client getting the Certificate of Occupancy on time.

The home features DigitalMedia™ AV distribution technology, in-ceiling speakers, and shades, all controlled via Crestron TSW and TSD touch screens. The touch screens are also used as an intercom system, providing homeowners with a new and fun way to communicate with each other throughout the home.

## RESULTS

Crestron Pyng enabled Lunar AV to design and deploy a complete home automation solution for their clients in a fraction of the time of traditional methods.


"Our expectations were exceeded at every step along the way, from the initial design, to the final fit and finish," says homeowner. "Our Crestron system has enhanced the way we use technology in our daily lives and we can't imagine living without it."



### **Crestron Pyng App**

#### **CRESTRON-PYNG**

Quickly and easily configure and control whole-home audio systems, lighting, shades, thermostats, door locks, security systems and more.



### **Aspire® 6.5" 2-Way In-Ceiling Speakers**

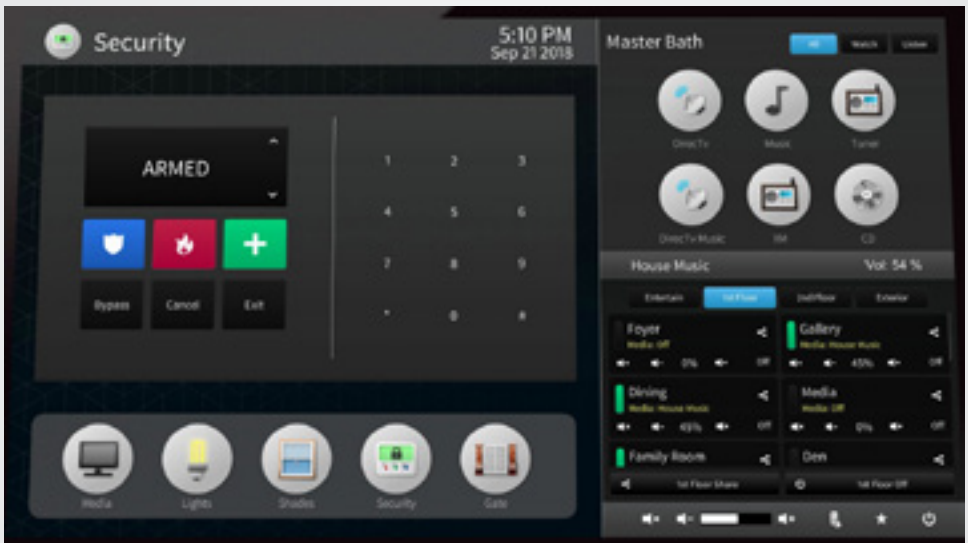
#### **ASPIRE IC6-W-T**

Audiophile performance 2-way in-ceiling speakers designed to please the most ardent listener and the most demanding interior designer — with thoughtful features that simplify installation.



## Custom UI Delivers Infinite Control to Florida Homeowners

Based in Hollywood, FL, Digital Automation specializes in providing best-in-class custom smart home solutions of unparalleled quality and with premier service. Leveraging the talents of their dedicated interdisciplinary team of system designers, they transformed one of Florida's most prestigious homes into an advanced smart home. The custom user interface features a cohesive, intuitive design that delivers a simple, yet stunning, user experience.





**Awards Category:**  
Best GUI  
**Company Name:**  
Digital Automation  
**Name of project:**  
Yacht Show  
**Region of Project:**  
Hollywood, FL

## The challenge

Provide a custom user interface that gives the tech-savvy client intuitive, simple control of all subsystems in the home, while also being evocative of the subsystems and characteristics of the surroundings.

## The solution

Design and deploy a custom Crestron GUI theme with 3D renderings of scenes that reflect each subsystem.





---

## TECHNOLOGY

With the home's robust automation system, it was imperative for the GUI to be simple-to-use so everyone in the home could manage and enjoy the amenities with the touch of a button.

Running on Crestron TS-1542 touch screens, the GUI design features three main areas. Located at the top-right is a list of sources and source type filters. The bottom-right section is dedicated to sharing sources and live feeds. On the left side is a list of available sources, including music, TV, and radio, as well as controls for volume, power on/off, and a list of rooms for sharing the currently selected source.

---

## RESULTS

This GUI provides the client with fully integrated control of all subsystems in the home: lighting, security, front gates, garage doors, swimming pool, and more. With list filters, they can organize lists and create customizable groups. The GUI also provides at-a-glance status information for each subsystem, and the ability to easily switch between different rooms and areas of the home.

Digital Automation designed the exact Crestron custom user interface the client was looking for: easy to use, clean, and intuitive. They now enjoy global home control and management at a level they never experienced before.



## 15.6" HD Touch Screen

TS-1542-B-S

Provides a sleek and modern looking Full HD 1080p touch screen featuring premium metallic construction. Suitable for installation on a wall, tabletop, or VESA mount.





---

## Top-to-Bottom Upgrade Elevates Control for Tech-Savvy Client

The owners of this Newport Beach, CA home were no strangers to superior home automation technology, with all of their other homes already standardized on Crestron.

The main focus for Nathan Hesson, Director of Technical Development at Audio Images, and his team was to upgrade the home's existing platform from component video distribution to 4K, extend control to home theater with brand-new Dolby Atmos® surround sound technology, and integrate all subsystems including lighting, climate, heated floors, patio heaters, cameras, and security.





**Awards Category:**  
Best User Experience  
**Company Name:**  
Audio Images  
**Name of project:**  
Fuerst Residence  
**Region of Project:**  
Newport Beach, CA



## The challenge

Upgrade the existing Crestron system to support all subsystems and 4K video distribution, while improving ease of use, stability, and scalability.

## The solution

Design and deploy a top-to-bottom upgrade utilizing Crestron DigitalMedia™ 4K video distribution technology and a backend that allows for easy system modification.



---

## TECHNOLOGY

To improve ease of use, Nathan and team designed a highly intuitive, custom UI that runs on beautiful TSW touch screens, iPad® tablets, and elegant Crestron touch screen remotes. From the home screen, family members can easily manage and control media, lighting, climate, audio, heated floors, patio heaters, and security from anywhere in the home. Component video distribution was upgraded to state-of-the-art 4K video using DigitalMedia™ technology.

Nathan and team utilized a backend system written in SIMPL# and SIMPL#Pro software that makes it possible to modify the system without having to recompile and reload the entire house. Now, when the client needs to add an extra phone, remote, tablet, or touch screen, it's a simple addition to the database.

---

## RESULTS

"Our client was looking to 'wow' guests, while ensuring stability, scalability, and ease-of-use," says Nathan. Thanks the expertise of Nathan and team, and Crestron technology, they received exactly that.



A dining room with large windows and a motorized shading solution. The room features a dark wood dining table with four light-colored upholstered chairs. A large window with a motorized shading system is visible on the left. The room is well-lit, and the shading system is partially open, allowing natural light to enter. The background shows a view of a building through the window.

---

## Luxurious Shading Solution Protects Sunny Colorado Home

With impressive floor to ceiling windows throughout the home, a motorized shading solution that could be customized to fit, and be easily controlled from anywhere, was essential. Liaison Home Automation identified Crestron shades, combined with a custom UI running on Crestron touch screens and iOS® devices, as the best solution for the job.

### The challenge

Provide privacy, protect interior finishes from harmful UV rays, and reduce energy consumption in a 12-000-square-foot Colorado estate with enormous floor to ceiling windows, many with southern exposure and beyond the reach of the homeowners.

### The solution

Design and install a custom Crestron motorized shading solution that can be easily managed both centrally and remotely.



**Awards Category:**  
Best Shading Application  
**Company Name:**  
Liaison Home Automation  
**Name of project:**  
Contemporary Denver Estate  
**Region of Project:**  
Greenwood Village, Colorado





## TECHNOLOGY

Matt Saxhaug, Director of Integration at Liaison Home Automation, and his team installed 40 individual Crestron motorized roller shades across the home, controlled via a CP3 processor and custom GUI to run on mobile devices and TSW touch screens around the home.

Inside the home's great room, alone, Matt Saxhaug, Director of Integration at Liaison Home Automation, and his team installed 14 custom motorized shades. The windows in the horseshoe shaped stairwell presented a unique challenge that required the team to install a pair of perpendicular shades to cover large gaps and prevent sunlight from entering. Using the inventive Crestron bracketing system, they created a retrofit solution that was straightforward to install and provided maximum coverage.

Because the homeowners travel extensively they were eager to implement security features such as programming the shading and lighting system to mimic their normal occupancy use. The "Vacation" scene is directly based on recorded behavior, giving the outside impression that the house is occupied. They can easily activate or deactivate Vacation mode from Crestron touch screens or their iOS® devices.

The intelligent shading solution also helps regulate the home's temperature. The shades automatically open in the winter months to let in natural light and heat from the sun, and reverse the cycle in the summer, helping reduce energy costs significantly.



---

## RESULTS

"This shading application was one of the most difficult we've encountered. But, with the help of Crestron, we were able to exceed our client's expectations by creating an intuitive and luxurious shading solution," says Matt.

"Crestron solved all of our shading problems," says the homeowner. "We're truly blown away by the impressive beauty, silence, and reliability of the shade technology in our home."

---

## 19,000-Square-Foot Lake Home Powered by Crestron Pyng® software

Because the project was a vacation home, ease of use was imperative. The client wanted guests, i.e., strangers to the system, to be able to use it without any instruction – no easy feat, when the project requires the integration of 176 loads of centralized lighting, 8 localized wireless lighting devices, 72 keypads, 32 designer shades, 9 thermostats, 3 remote temperature sensors, 3 TSW touch screens, 16 zones of distributed audio, 3 overhead doors, and the security system.

“We selected Crestron Pyng to help minimize cost and deliver the simplest, yet most intuitive home automation solution possible,” says Timothy Wallace, Branch Deployment Specialist at Dominion Design & Integration.







**Awards Category:**

Best Lighting Solution

**Company Name:**

Dominion Design & Integration

**Name of project:**

Lake Home

**Region of Project:**

Graford, Texas





## The challenge

The owner of this vacation home wanted to spend as little as possible, while maximizing the end result. It was a very tall order, given the massive scale of the project and number of lighting loads, subsystems, and devices. Additionally, the client insisted that no universal remote controls be used.

## The solution

San Antonio, TX based integrator Dominion Design & Integration realized Crestron Pyng was the only solution up to the task. Otherwise, the magnitude of the project would have required tens of thousands of dollars in custom programming, which would have been a non-starter for the client.





## 7" TSW touch screen

TSW-760-B-S

Space-saving wall or tabletop touch screen featuring a clean, contemporary touch appearance with edge-to-edge glass and advanced high-definition Smart Graphics®.

## TECHNOLOGY

Although setup and deployment in Crestron Pyng is simple and repeatable, macros and scenes were created to provide a uniquely tailored user experience. The homeowner and guests are able to set all subsystems to the ideal level for any activity, or shut down the house at the end of the weekend, with one button press.

Additionally, each household member's most frequented UI page is set as the default, so it's always right in front of them.

"Typically we build and test all projects 100% off-site. However, given the atypical contract stipulations, this project had to be built on-site. It would have been a nightmare with conventional installation and programming. The customer would've needed to charge us rent for living there!" says Wallace.

## RESULTS

The finished product exceeded the expectations of the homeowner, while staying within their budget.

"Now I have a 'Party' button that showcases my fixtures, starts the classic rock, raises the shades, and brings all the guest air conditioners to temp for the weekend," says the homeowner. "When Sunday evening rolls around, the 'Goodbye' button shuts everything down so we're not running all over the house."

"Every system we've deployed has required a thorough tutorial to maximize the customer's experience. For the size and scope of this project, however, there was very little education required. Simply put, it's because Crestron Pyng is SIMPLE," said Wallace.



---

## Automation Upgrade Refreshes Tenant and Guest Experience

MDUs (Multi-Dwelling Units) come in a variety of shapes and sizes, ranging from small condos to high-rise buildings. Over the years, automation and control technology has become an integral part of the design of these spaces.

Although no two individual MDU units are alike, a consistent user experience inside each one enhances lifestyle and security, raises property values, and helps attract and retain modern renters and buyers. Columbia, MD based integrator SmartTouchUSA recently transformed this 50-unit residence and hotel in Baltimore, MD to deliver on that promise.

"We needed to redesign the entire system. It was outdated, overwhelming, and a burden to use," says Eddie Shapiro, Owner of SmartTouchUSA.



**Awards Category:**

Ultimate Crestron Multi Dwelling Unit

**Company Name:**

SmartTouchUSA

**Name of project:**

Four Seasons Baltimore MDU

**Region of Project:**

Baltimore, Maryland

## The challenge

Upgrade outdated automation system in a multi-dwelling unit building, including the cluttered and difficult to navigate UI and confusing keypad clusters, including 15 in one location, alone.

## The solution

Introduce a fresh design featuring new Crestron technology to create a modern, elegant environment and an intuitive user experience for tenants and guests.



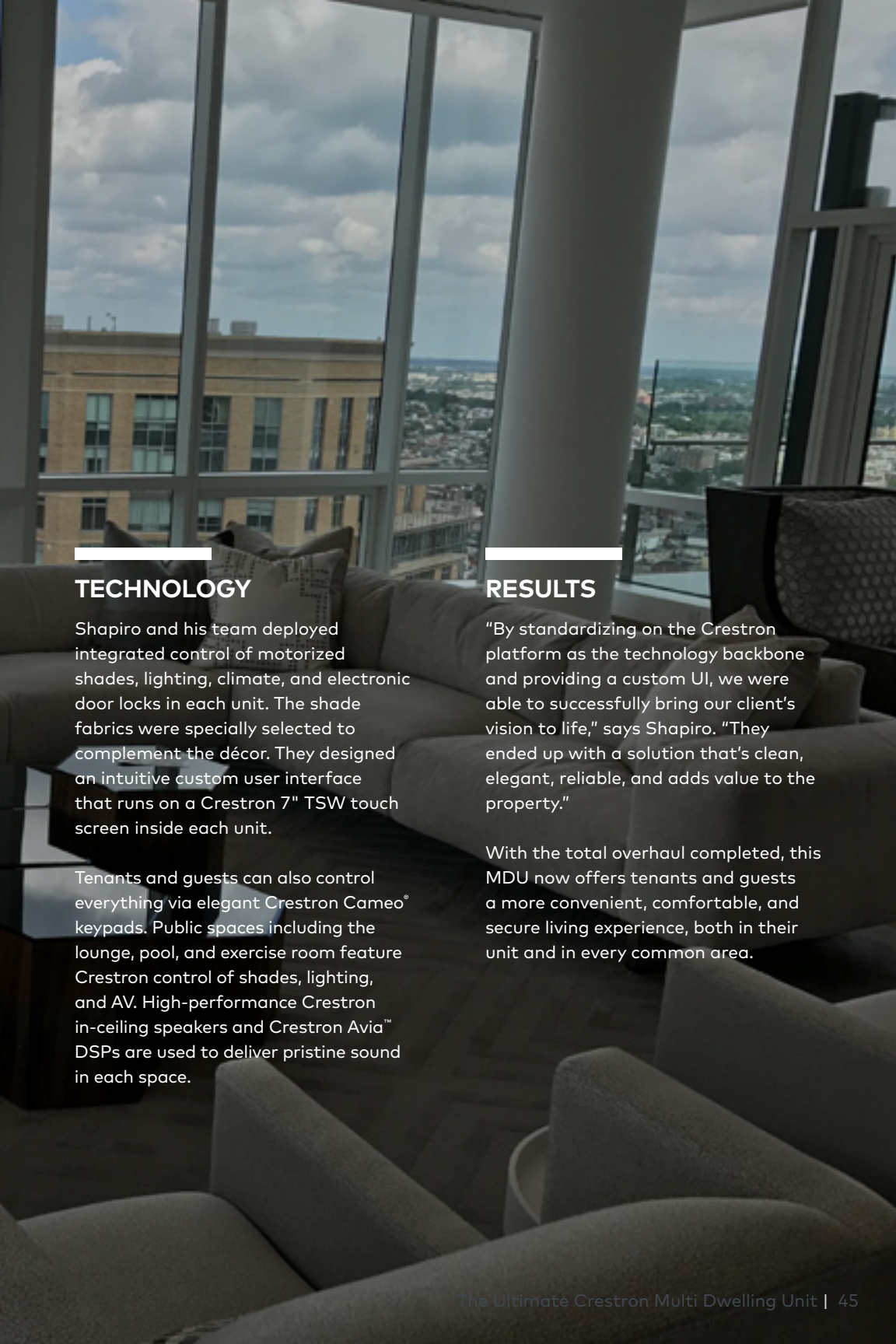


### Horizon™ Keypad

HZ-KPCN-W

A highly configurable wall mount keypad with bespoke designer aesthetics, exceptional button feel, customizable faceplate trim, and multicolor RGB LED backlighting.





## TECHNOLOGY

Shapiro and his team deployed integrated control of motorized shades, lighting, climate, and electronic door locks in each unit. The shade fabrics were specially selected to complement the décor. They designed an intuitive custom user interface that runs on a Crestron 7" TSW touch screen inside each unit.

Tenants and guests can also control everything via elegant Crestron Cameo® keypads. Public spaces including the lounge, pool, and exercise room feature Crestron control of shades, lighting, and AV. High-performance Crestron in-ceiling speakers and Crestron Avia™ DSPs are used to deliver pristine sound in each space.

## RESULTS

"By standardizing on the Crestron platform as the technology backbone and providing a custom UI, we were able to successfully bring our client's vision to life," says Shapiro. "They ended up with a solution that's clean, elegant, reliable, and adds value to the property."

With the total overhaul completed, this MDU now offers tenants and guests a more convenient, comfortable, and secure living experience, both in their unit and in every common area.

---

## Complete Crestron Control Blends In Seamlessly in SoCal Estate

The homeowners wanted to incorporate best-in-class automation and control technology throughout their property, including 4K video distribution, without disrupting the aesthetic. They needed a solution that was dependable, secure, and sleek. The homeowners brought in Miami, FL based integrator AHT Global to design and deploy a custom solution that would bring their vision to life.







**Awards Category:**  
Ultimate Crestron Home

**Company Name:**  
AHT Global

**Name of project:**  
Lago Lindo

**Region of Project:**  
Southern California



## The challenge

Design an intuitive automation and control solution for a 15,000-square-foot Southern California estate that includes an expansive outdoor area with multiple entertaining and activity spaces. Everything must be easy to control from anywhere in the world, and the system design must blend seamlessly with the interior designer's vision.

## The solution

Design and deploy a custom AV solution based on Crestron technology that provides the client with control of everything in their home.



---

## TECHNOLOGY

Using Crestron touch screens, Crestron touch screen remotes, smart devices running the Crestron app, and Amazon Alexa® voice commands, the client can easily control entertainment, lighting, climate, and security throughout the property.

The system includes 12 zones of video with access to 19 video sources via Crestron DM NVX™ 4K video distribution, a dedicated media room, a motorized TV bracket, 31 zones of indoor and outdoor audio, 10 motorized drapery tracks, 19 zones of HVAC, 7 zones of radiant heating, 17 surveillance cameras with an NVR, lighting control via Cameo® keypads, and control of the alarm system, multiple water features, pool / spa, irrigation system, access entry, gates, and garage doors.

---

## RESULTS

With the help of Crestron, AHT Global created a custom home automation solution that surpassed the client's expectations – so much so that they've enlisted AHT to upgrade their other properties.

Using rack mountable Crestron control systems and DM NVX technology enabled AHT to hide the main system components in central equipment racks. As a result, the technology has no impact on the aesthetics of the home, as the client required.

Thanks to the Crestron skills for Amazon Alexa, the client is especially pleased by how easy it is to walk into a room, such as the media room, and get the system running without pressing a single button. All it takes is a few words; "Alexa TV on. Tune to ESPN."





## DESIGN INSPIRATION FOR YOUR HOME

### Crestron Design Showrooms

Crestron Design Showrooms provide a wealth of inspiration to help you choose the best options for your home. Our solutions are shown in exquisitely appointed settings and experts are always on hand to show how Crestron technology blends artfully into any interior design. Experience for yourself the intuitive control of our beautiful touch screens and handheld remotes, browse our designer shade fabrics and keypads, and much more.

Schedule your visit using our online request form at [crestron.com/showroom](https://crestron.com/showroom) or call 1-800-237-2041.



---

## NEW YORK

Decoration & Design Building  
979 Third Ave, Suite 407  
New York, NY 10022



---

## FLORIDA

Design Center of the Americas  
1855 Griffin Road, Suite B-108  
Dania Beach, FL 33004



---

## ARIZONA


Est Est Interior Design Showroom  
17770 N Pacesetter Way  
Scottsdale, AZ 85255



---

## CALIFORNIA

Pacific Design Center  
8687 Melrose Avenue, Suite G-288  
West Hollywood, CA 90069



---

## LONDON

Crestron EMEA Showroom  
2nd Floor, South Dome  
Design Centre Chelsea Harbour  
London  
SW10 0XE



Contact us for more information | [crestron.com](http://crestron.com) | 855.263.8754

#### **World Headquarters**

15 Volvo Drive  
Rockleigh, NJ 07647  
800.237.2041  
201.767.3400

#### **Crestron Canada**

10 Carlson Ct.  
Suite 800  
Mississauga, Ontario M9W 6L2  
Canada  
877.732.7378

#### **Crestron Design Showroom - Los Angeles**

Pacific Design Center  
8687 Melrose Avenue, Suite G-288  
West Hollywood, California 90069  
562.340.0105

#### **Crestron Florida**

1060 Maitland Center Commons  
Suite 150  
Maitland, Florida 32751  
866.273.7876

#### **Crestron Las Vegas**

3763 Howard Hughes Parkway  
Suite 100  
Las Vegas, Nevada 89169  
866.634.0903

#### **Crestron Phoenix**

4050 E. Cotton Center Blvd  
Suite 77  
Phoenix, Arizona 85040  
866.278.0676

#### **Crestron West – Southern California**

5660 Katella Avenue  
Suite 150  
Cypress, California 90630  
800.827.2188

#### **Crestron Design Showroom – New York**

Decoration & Design Building  
979 Third Ave, Suite 407  
New York, New York 10022  
212.223.2434

#### **Crestron Mid-Atlantic**

8161 Maple Lawn Boulevard, STE 100  
Maple Lawn Office III  
Fulton, MD 20759  
866.537.6298

#### **Crestron Midwest**

Parkway Corporate Place  
935 National Parkway  
Suite 93570  
Schaumburg, Illinois 60173  
800.949.3465

#### **Crestron Mountain States**

5995 Greenwood Plaza Blvd  
Suite 190  
Greenwood Village, Colorado 80111  
866.947.6443

#### **Crestron Northwest**

3950 Civic Center Dr  
Suite 110  
San Rafael, California 94903  
866.634.0904

#### **Crestron South**

11660 Alpharetta Highway  
Suite 740  
Roswell, Georgia 30076  
877.339.0060

#### **Crestron Southwest**

1200 Lakeside Parkway  
Suite 250  
Flower Mound, Texas 75028  
866.999.1300